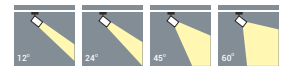




Available Reflector Deg.



Surface Mount-SPOT LIGHT

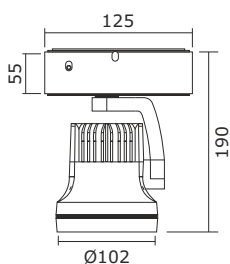
Wattage: 29W | 31W | 35W | 37W

## TECHNICAL SPECIFICATIONS

Light Source	: COB-Chip on Board
Power Consumption	: 29W, 31W, 35W, 37W
90 CRI	: 3000 K   3500 K   4000 K
80 CRI	: 5700 K
Driver	: Constant current AC-DC
Input Voltage Range	: 220-240 V
Output Voltage	: 33V-37V DC
Output Current	: 750 mA, 800 mA, 900 mA, 950 mA
Power Factor	: >0.98
THD	: <10%

## PRODUCT HIGHLIGHTS

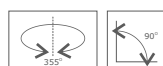
- Aesthetically designed compact surface mounted spot light luminaire
- Specially engineered 355° rotatable luminaire and 45°-90° adjustable light head
- The complete luminaire is made of die-cast aluminium
- High efficient passive cooling die-cast aluminium light head with rotatable arm
- Aesthetically designed anti glare ABS front ring
- High efficiency vacuum metalized polycarbonate reflector with beam angle options of 12°, 24°, 45° & 60°
- High efficacy chip on board (COB) LED technology
- Inbuilt high efficiency electronic driver technology
- Shade : powder coated - white, black & grey



## LED PARAMETERS

WATTS	CRI	COLOR TEMP.	LUMEN	CRI	COLOR TEMP.	LUMEN
29W	90	3000 K, 3500 K, 4000 K	2867 lm, 2951 lm, 2997 lm	80	5700 K	3265 lm
31W		3000 K, 3500 K, 4000 K	3030 lm, 3114 lm, 3266 lm		5700 K	3496 lm
35W		3000 K, 3500 K, 4000 K	3343 lm, 3445 lm, 3573 lm		5700 K	3875 lm
37W		3000 K, 3500 K, 4000 K	3497 lm, 3602 lm, 3710 lm		5700 K	4090 lm

Color choice



Application area for retail space:  
Focal area | Ambient | Show Window | Wall Display