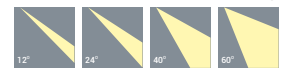




Available Reflector Deg.



Semi Recess-**SPOT LIGHT**

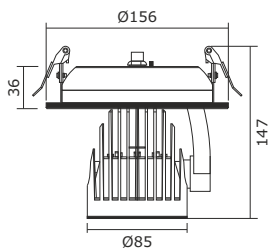
Wattage: 22W | 24W | 27W

## TECHNICAL SPECIFICATIONS

Light Source	: COB-Chip on Board
Power Consumption	: 22W, 24W, 27W
90 CRI	: 3000 K   3500 K   4000 K
80 CRI	: 5700 K
Driver	: Constant current AC-DC
Input Voltage Range	: 220-240 V
Output Voltage	: 33V-37V DC
Output Current	: 600 mA, 650 mA, 700 mA
Power Factor	: >0.98
THD	: <10%

## PRODUCT HIGHLIGHTS

- Aesthetically designed high performance tiltable semi-recess down light luminaire
- The complete luminaire is made of die cast aluminium
- High efficient passive cooling die-cast aluminium light head
- The light head rotatable 350° and tiltable 35°
- Aesthetically designed anti glare die-cast aluminium front ring
- High efficiency vacuum metalized polycarbonate reflector with beam angle options of 12°, 24°, 40° & 60°
- High efficacy chip on board (COB) LED technology
- Isolated - high efficiency electronic driver technology
- Heavy gauge spring toggle for easy installation on false ceiling application
- Shade : powder coated-white, black & grey




Cut Dia. Ø138 mm

## LED PARAMETERS

WATTS	CRI	COLOR TEMP.	LUMEN	CRI	COLOR TEMP.	LUMEN
22W	90	3000 K, 3500 K, 4000 K	2289 lm, 2303 lm, 2426 lm	80	5700 K	2654 lm
24W		3000 K, 3500 K, 4000 K	2442 lm, 2513 lm, 2562 lm		5700 K	2806 lm
27W		3000 K, 3500 K, 4000 K	2634 lm, 2664 lm, 2722 lm		5700 K	3055 lm

All dimensions are in mm

Color choice



Driver options



**Application area for retail space:**

Focal area | Peripheral | Show Window | Wall Display